

THIS "ANYWHERE" CHAIR WILL BE GREAT FOR ANY "SIT"-UATION.

... WATCHING T.V., CAMPING OUT, OR JUST RELAXING . . . THE USES ARE LIMITED ONLY BY YOUR IMAGINATION. REGARDLESS, YOU GET GREAT BACK SUPPORT! SOFT AND COMFORTABLE, YET MADE WITH A STURDY STEEL FRAME & FIRE RETARDANT FOAM. THIS CHAIR IS LIGHTWEIGHT, PORTABLE AND STACKABLE OFFERING A GREAT SELECTION OF COLORS.

EVERYBODY NEEDS AT LEAST ONE!

VERSATILE - COLORFUL - PORTABLE - STACKABLE



SITTING POSITION • RECLINING POSITION • EASY TO STACK



MANUFACTURED BY
BJ INDUSTRIES INCORPORATED
10919 MCCORMICK ROAD • HUNT VALLEY, MD 21031



INSTRUCTIONS & TIPS TO ASSEMBLE

WE HOPE THESE LITTLE TIPS
WILL HELP MAKE ASSEMBLING YOUR CHAIR EASIER!

A Insert elbows (#2) into frame (#1 & #3) as shown by diagram. This will hold the frame together. *TIP* · Make sure the elbows are snug inside the tube frame. Grab the center of upper and lower set tubes and tap the elbows on the floor once.

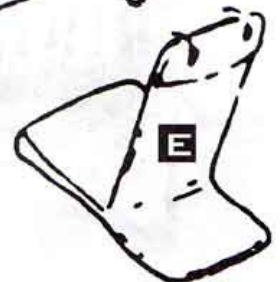
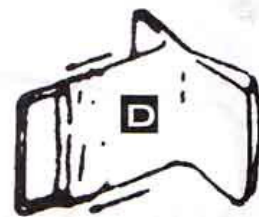
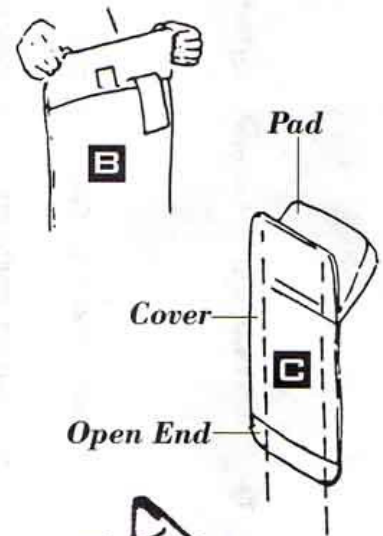
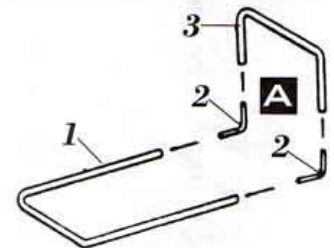
B Turn "open end" of cover inside out at top only.

C Hold the cover upside down as shown and spread the "open end" evenly over Item #3. Then, work the cover down on the sides evenly and over the elbows until it reaches the top of Item #1. *TIP* · Keep the seams straight as you stretch the cover to the top of the frame. Gently stretch as much fabric as possible to the top of the frame.

D Now, as shown in diagram D, stretch the fabric along the sides of the frame with your hands until you can . . .

E . . . Peel the "open end" over the top of the frame (Item #1). *TIP* · After stretching fabric to the top, twist the cover so seam on one side faces the back. Pinch and hold the seam where the top flap is sewn into the side seam to prevent ripping. Start to turn the cap right side out by tucking it back in on itself. Gently and carefully roll the corner over the top of the frame. Move to the other side and repeat. Smooth the cover down toward the cushion until the top cap is snug on the frame.

Please do not wash your chair cover. Spot clean on steel frame only. If you give the cover the respect that cotton and cotton/polyester products need, your chair will serve you well for years to come...*ENJOY IT!*



VERSATILE - COLORFUL - PORTABLE - STACKABLE